

FileGenius 2.0, Phase 3 Changes Guide

This document will provide you with information on the changes that have been incorporated into the latest version of FileGenius (2.0, Phase 3).

Feature Additions

Upload/Send to Non-User

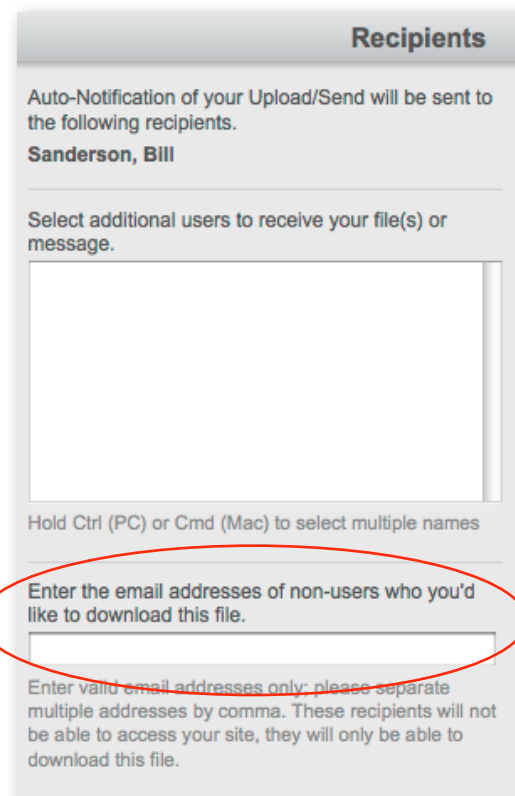
Files now can be sent directly from your desktop to anyone with an email address. The recipient does not have to be a registered user of your file transfer site. Multiple, non-user recipients can be sent the file by merely adding each email address separated by a comma in the supplied field.

Login No Longer Required for Upload/Send

Files sent to users or non-users during the initial upload from your desktop no longer require a login to the site in order to retrieve the files. All email notifications to download now utilize a secure, SSL link to download the file without login.

Character Usage

With the exception of file renaming and newly created folders, spaces and dashes are now acceptable use characters. Numbers and underscores continue to be acceptable use characters in all text entry opportunities.



Recipients

Auto-Notification of your Upload/Send will be sent to the following recipients.

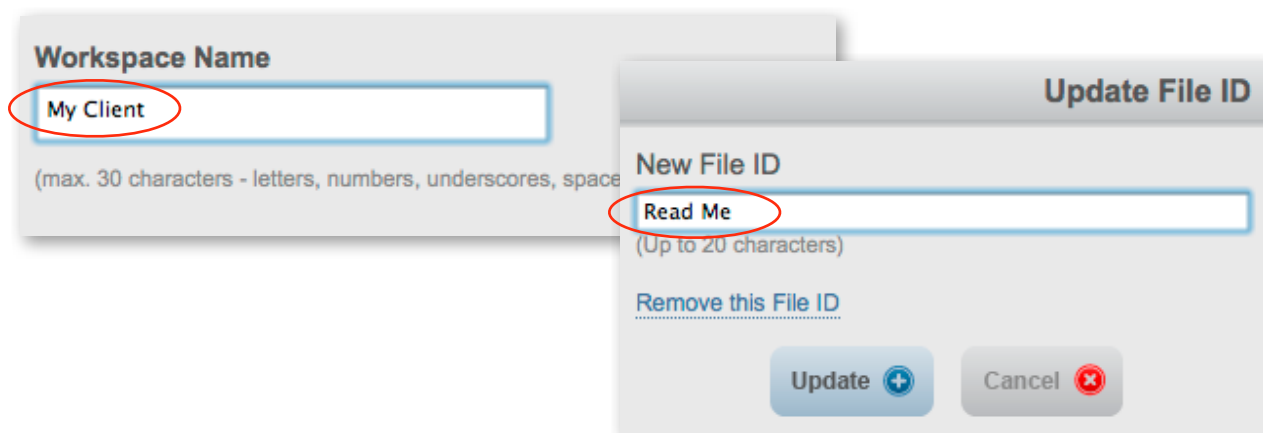
Sanderson, Bill

Select additional users to receive your file(s) or message.

Hold Ctrl (PC) or Cmd (Mac) to select multiple names

Enter the email addresses of non-users who you'd like to download this file.

Enter valid email addresses only; please separate multiple addresses by comma. These recipients will not be able to access your site, they will only be able to download this file.



Workspace Name

My Client

(max. 30 characters - letters, numbers, underscores, space)

Update File ID

New File ID

Read Me

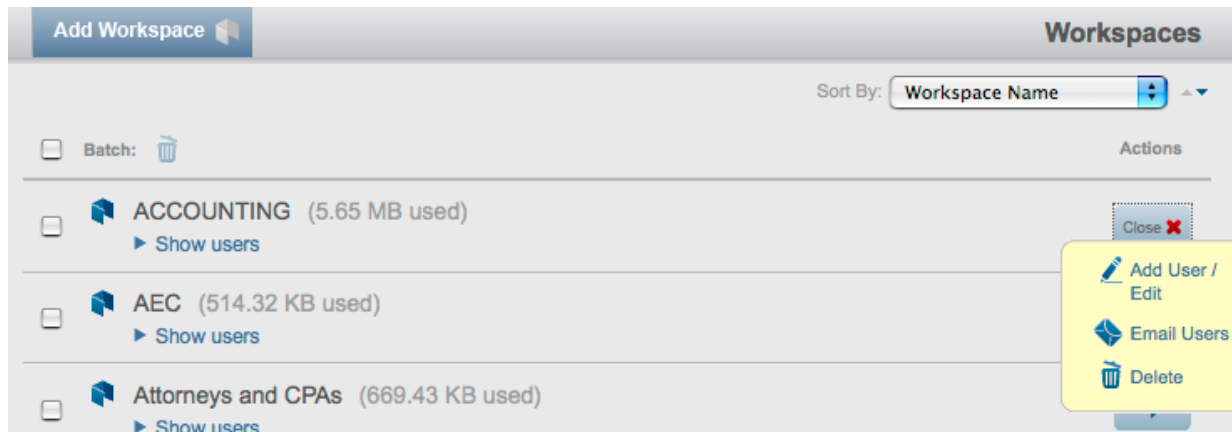
(Up to 20 characters)

Remove this File ID

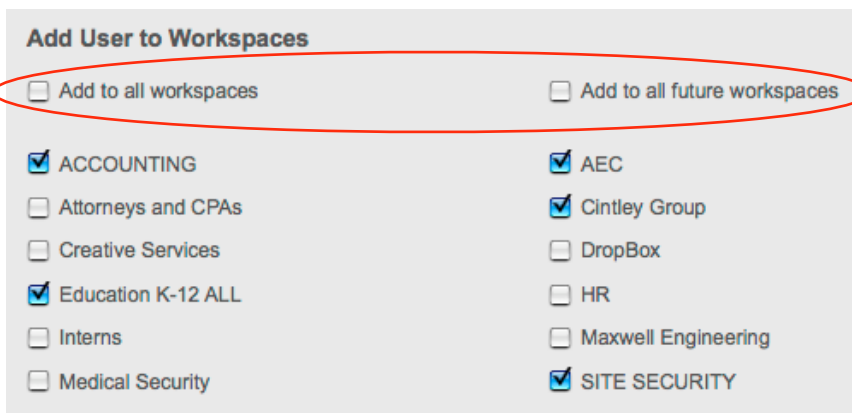
Update + Cancel x

FileGenius 2.0, Phase 3 Changes Guide

Improved Workspace and User Interface



The Workspaces and Users interfaces, in the Control Panel, have been updated with action menus and “Show”-style menus to conserve space. This allows for the listing of more users and workspaces per page view, while also enhancing the visual appearance of the interface.



Join a User to All Current and Future Workspaces

A new user option allows you to join a user to both all current workspaces (as you can now) AND all future workspaces. If you have a user that needs to belong to all workspaces you can now set this to eliminate adding each user

every time you add a workspace. The default setting for this is “off”, so it’s necessary to go into the Control Panel > Users and activate this feature for the appropriate user(s).

FileGenius 2.0, Phase 3 Changes Guide

Additional Features, Improvements

- Now when a file is uploaded to the site via the Dropbox, the file's name will appear prominently in the notification email sent to the designated individuals.
- Provisions were made to further insure site compatibility with known, graphical interface issues in Internet Explorer version 6.
- Coding and configuration of notification emails and their respective headers were further improved to further lower spam scores, resulting in significant negative scores in some cases. It's still a good idea to utilize "white-listing" in specific, isolated cases, but mandatory white-listing should be seldom needed to insure delivery of notification emails of any type.
- Icons for additional mime- and file-types were added, including **.vsd** (Visio Drawing file), **.svgz** (Adobe image file for color-matching/gamma configuration), **.otf** (Adobe font specification), **.dll** (Windows, PC library/rsc/extension file), **.eml** (email extension of Outlook, Entourage, and other Microsoft mail applications/utilities), **.cmg** (proprietary), **.mp4** (media-type), and **.pst** (Outlook container file).

For Admins:

- Be sure you enter the Control Panel section to activate the "Add to all future workspaces" feature for those users who need to belong to all workspaces.