



FileGenius®

Information Guide, Version 3.0



applied answers

4850 Golden Pkwy.
Suite 408
Buford, GA 30518
888.753.2245

www.filegenius.com

Table of Contents



FAQ	2
Security	7
User Quick Start Guide	11
Admin Quick Start Guide	12
Corporate Profile	13
Principals	14
Press Release	15
Press Coverage	16
Contact Info	17

What is FileGenius?

FileGenius is a web-based, fully hosted, fully managed file transfer and management solution for organizations and people in different locations that need to access and work with the same files.

What can I do with FileGenius?

It's the perfect solution for sending and sharing large (or small) files like graphics, spreadsheets, media files, databases, correspondence, and presentation documents. FileGenius excels at securely and reliably handling your critical business documents.

Is there any special software or requirements needed to use FileGenius?

Absolutely not. A javascript-capable web browser is all you need. Confidently use FileGenius, and all its features, with Windows and Mac OS X, and all mainstream web browsers. Our 100% compatibility means you don't need any downloaded applets or browser plug-ins. Everything necessary to use FileGenius runs from our servers — nothing has to be installed on your computers or network.

Does FileGenius grow with my needs, can I scale up features and options?

You don't need to "scale up" with FileGenius; we eliminated the need to labor over tedious options and pricing decisions. ALL FileGenius accounts are the "deluxe" version, with UNLIMITED users, workspaces, and bandwidth built in to EVERY account — all for one low cost, simple pricing option. If you need more than 20GB of storage, choose our equally cost-effective 30GB or custom storage options.

Do you have a demo? How do I try out FileGenius to see if it's for me?

We have a FREE TRIAL that has no restrictions but the 1GB total storage limit. Our free trial requires NO credit card or payment information, and runs a full 14 days, giving you an entire two weeks of unrestricted access to all of the FileGenius features. Create as many users or workspaces as you need to learn, firsthand, why FileGenius is your best choice.

What does FileGenius cost?

FileGenius is not like many file transfer solutions, confusing you with up to dozens of complex pricing options and feature mixes. Our entire feature set is available for one price. In other words, everyone gets the deluxe edition. Our only pay option is storage capacity, with a 20GB, 30GB, and custom storage option. Our 20GB option is less than \$5/day by the month, less than \$4/day for the annual prepay.

What kinds of organizations would benefit from FileGenius?

All kinds. FileGenius is ideal for ad agencies, magazines, catalog production houses, direct marketing firms, all types of printers, sign makers, silk screeners, manufacturers, industrial designers, engineers, architects, lawyers, court reporters, document management firms, healthcare facilities, financial institutions, K-12 schools, universities, faith organizations, non-profits, associations, sales, human resources, and countless other organizations and businesses. Find out more on our Industries page.

Is it a suitable replacement for sending files by FTP and email attachments?

Absolutely. For starters FTP (File Transfer Protocol) and email are not secure and email has severe size and encoding limitations. FTP is often difficult and cumbersome to use, creating problems for users and management issues for IT and tech support.

Are my files secure with FileGenius?

We protect your files with multiple levels of leading edge security. Our data center is protected from intrusion by sophisticated security systems. Layers of security devices, software, and data encryption protect our network and servers. On the web, where your files travel, protection takes the form of the highest form of SSL data encryption. Logins are encrypted and FileGenius does not store passwords in a cookie on your browser. Cookies that store marketing or tracking information are NOT used by FileGenius. We also do something no other file transfer solution does, we “hide” your site, from all search engines and site explorers. We use no session files that leave a trail, in many cases, right back to your files, easily found with any search engine.

What kind of files can I send, manage, and store with FileGenius?

Any kind or type of file is 100% compatible with FileGenius, including simple text files, word processing files, graphic file formats, page layout documents, presentation documents, spreadsheets, databases, CAD/CAM documents, and all flavors of compressed archives. All file types, of all sizes, up to 2GB, are fully supported by FileGenius.

How big a file can FileGenius handle?

Up to 2GB. You can also download any file an unlimited number of times, with absolutely no bandwidth, transfer, or transaction limits. You'll never get error messages at FileGenius that say, “The sender has exceeded the download limit.”

How fast will my files upload or download with FileGenius?

Unlike many file transfer providers we do not restrict or “throttle” bandwidth, a practice meant to save the provider money. FileGenius will run as fast for you as your connection speed does, at any given time, subject to differences in your upload and download speeds and various traffic loads you may experience.

When I transfer a file with FileGenius is it deleted in a matter of days or sooner?

No, only you decide when a file is deleted. FileGenius offers highly secure file management along with transfers, making it possible for organizations to securely assemble and share longer-term project files and distribution documents that don't “expire” from view in a few short days.

Can I view and manage my files, folders in FileGenius, similar to how I do it on my own computer?

FileGenius is committed to making it easy for you to work with your files by making it possible to increasingly view and work with them in familiar, convenient ways. And we're adding features all the time so FileGenius will continue to evolve to work the way you do with your own desktop computer.

Does the file and folder view along with other “familiar, convenient” features mean my files will be less secure?

Of course not. Other file transfer solution providers claim superior security simply because they quickly delete your files (usually 14 days or less) or only allow access to them by way of an email link. We figured out a better way. You have full access to your files PLUS the ability to send email links, all without compromise of your security.

What if I want to keep my files a long time? Do I need to “archive” them?

Not at all. Your files will never be deleted (except by you or those you give permission), so leave them on your site as long as you like. Other solutions force you to archive your files when you reach a transfer volume limit (something else we don't limit) if you want to keep your files. But archiving limits file access to the site Admin — and the provider, of course.

Who else can see or manage my files and folders?

Only people YOU give express permission to by way of an industry-preferred, application level, granular permission scheme. FileGenius lets you set permissions for users one time vs. constantly reminding users to set privileges on each of hundreds, maybe thousands of individual files and folders.

Can I control what users can and can't do, what they can and can't see?

First, users can belong to one, multiple, or all workspaces, seeing the files and folders associated with the workspace(s) he or she belongs to. Then, users can have none or any combination, including all, of the following permissions: upload files, download files, move/copy files, rename files, delete files, and create folders. Delete folders is also a permission setting but that's always reserved exclusively for the Admin because of the potential consequences of an errant folder deletion. You can also create several Admin-level users, with default "see all workspaces" capability, for purposes of sharing the Admin duties.

Can I create separate, secure file transfer and management sites for my clients, vendors, and various associates?

Yes, without limits or restriction, a feature of every FileGenius site. We excel at features that build your business. Unlimited multiple, private workspaces are a great business builder. Create, with a few key strokes, an unlimited number of workspaces, each part of your own, master site, each branded with the workspace's name or description. Unlimited users are also a feature of every site, possible within each workspace. Users cannot see or access files or folders in a workspace unless they belong to it. Some people compare our unlimited workspace feature to having the software to set up their own file transfer business — it's that powerful.

Can non-users upload files to FileGenius?

Only if you permit it and we made it easy for you, adding a "DropBox" feature that you can turn on or off as your needs change. That way anyone can send you a secure, encrypted file WITHOUT access to the site. They can even direct an email to someone's attention, with a message about the file they've uploaded — all from your login screen but still securely OUTSIDE your actual site. If you don't need to accept files from non-users you merely disable the DropBox feature, removing it completely from view.

What if I need for a non-user to download a file? Do I need to make them a user?

Of course not. Our Send File system lets you securely make files available to anyone outside your system with access to email, especially those that may be infrequent or one-time contacts.

Can I upload multiple files at one time with FileGenius?

Currently we support the upload of 3 files simultaneously but are open to adding more upload slots based on user/customer feedback. FileGenius also supports all types of archival and compression file formats and you can gang as many files as you like into a single archive file and upload it. The limit on file size is 2GB. Future versions of FileGenius may support inline archiving and compression for uploads and downloads but these functions currently require, typically, client-side software not yet 100% compatible with the filesystem or java components of some operating systems.

Can I search for files in FileGenius as well as sort and organize files by things like job number, department, or other specific information?

Part of the power and flexibility of FileGenius is the full-featured search functions in both the users' file and folder view and the Admin management view. We provide two ways to “tag” or identify files (a File ID field and a comments field, both searchable). This allows you to sort, find, and manage files by user, workspace, job numbers, name, comments, date and time, size, and extension — or by any other creative tagging or identification system you may use — even if the file has been deleted. The rich search capabilities of FileGenius do not compromise, in any way, the security of your files.

Can I change account or user information at any time?

The site's Administrator (Admin) and anyone with Admin user account status can make changes to the site's custom branding features, the primary contact information, add, edit, or delete users, workspaces, and files. Additionally the Admin can change or update payment information, change the storage capacity, subscription duration, and cancel the account, all in the Admin interface.

I signed up for your FREE TRIAL but didn't get my login and password information as promised. What happened?

Many spam and junk email filters today automatically reject mail from addresses from which you've never received mail before. It may be necessary to “whitelist” (allow) our mail domain, @appliedanswers.com, or simply allow for our notification address, notification@appliedanswers.com. When something doesn't happen as expected please contact us at 1-888-753-2245, ext. 701 (customer service) or email us at custservice@appliedanswers.com. We're here to serve your needs.

Security Overview

Qualified security involves IT processes that provide for the security of data, centralized management of user accounts and the ability to audit and report on both internal and external file transfers. It also means using common sense. What follows is a brief detail of the measures taken to insure your security.

Disallow Any Unregistered Access

It is important for utmost security, for various compliances and audit purposes, that you be able to track who is accessing organizational resources. In the case of FTP servers (many online web storage services are nothing but FTP servers) anonymous access is often enabled by default, making it impossible to track who is behind anonymous connections. By preventing any type of access to all but registered site users you ensure that only authorized users are granted access to organizational resources.

While the designated administrator can quickly enable (disabled by default) DropBox to your FileGenius site, this does not allow access to the site, only the ability for outsiders to send files to the site and, therefore, users of the site.

Restrict IP Access

Access rules should be implemented either at the firewall or server/file transfer site level that restricts access to the site based on the potential user's IP address. This ensures that only known users from known sources are able to access your file transfer site. File transfer and exchange services like FileGenius could, but by default, will typically not filter by IP, access outside of exclusively your organization's defined IP addressing range. This would defeat one of the most desirable features, the ability to access your site using login by authenticating valid users against a centralized database (see below). FileGenius does, however, maintain on our firewalls, blocked IP ranges from current and common blocklists, blocking IP ranges which may potentially cause trouble. Specific filtering of IP ranges is available, by request, on a site-by-site basis.

Authenticate Users Against a Centralized Database

In order to demonstrate that you have control over what resources your users may access, it is good practice to use a central user database or repository. Examples of central user repositories include LDAP, Active Directory and relational databases like MySQL. Having your file transfer site authenticate users, like FileGenius does, against a central repository, makes the process for revoking a user's access rights a simple matter of disabling or deleting the user in the database. Likewise control must extend to individual files, also authenticated against parameter security data entered into a central repository, in order to isolate files beyond any illicit influence which may be extended through other means than accessing the file transfer site as a validated user with administrator privileges.

Encrypt Site/Transfer Sessions

FTP servers and many storage-for-pay websites, by default, are typically configured to accept unencrypted user sessions. Users connecting to inexpensive online storage accounts, using an unencrypted session, risk passwords and files being intercepted by unauthorized users. To take “reasonable care” with yours or your clients’ and associates’ data, your file transfer and exchange sessions should all be 128/256-bit encrypted SSL (Secure Socket Layer) sessions. FileGenius provides SSL security for all sessions, including your logins where your username and password is always at risk, if not protected, in this manner.

Automate and Document Site Transactions

For audited and compliant security, routine processes and transactions should be automated and well documented. Therefore, any file transfer sessions that exchange data among your personnel or with your customers or associates should be automated and thoroughly documented. FileGenius security allows you to know exactly what data is entering and leaving the site’s repositories.

File transfer activity and transactions are currently logged now, by user, and will be fully report accessible in Release 2. Ideally this data should be logged to a secure remote repository to prevent any tampering and this is exactly what FileGenius does, with extra layers of redundancy to fully protect the integrity of the logging process.

Defining, Detecting, Preventing Abnormal Activity

In the event your file transfer site is attacked, there are automated processes in place to prevent future attacks and unauthorized access. Site attacks come in various flavors and the most common are the brute-force password or script attack. These attacks can take time but with the aid of tools that automate site login, accounts can be compromised on many online sites. FileGenius automatically detects if login or any other form of access has been attempted too many times or in a recognizable, aberrant pattern within a given period and then automatically disables the account or source, blocks the activity and/or blocks the source IP address from further connections. We also manually review our logs every few days for evidence of aberrant behavior that can be eliminated by identifying the pattern and ruling it out. Additionally, we are automatically notified of these types of incidents so they can be investigated further.

Encrypt Data at Rest

Although SSL encryption protects your data on its way to and from your site, file encryption of the file, at rest, on the server becomes added security provided the file is of a certain size and type. Very large files are, unfortunately, exempt from encryption at rest as they represent a grossly disproportional drain on system resources to both encrypt and decrypt when the file is called for various events or transactions.

Backup & Redundancy

No data storage environment is 100% safe from a “disaster situation”, just as no building is ever completely safe from fire or other calamities. This means files on your file transfer site should be backed up frequently. This insures 100% recoverability. We utilize frequent, multiple-daily backups of user files and the user/file databases, as well as routine backups of the servers and their various configurations.

We also provide redundancy, spread across various regionally based mirrored servers and server configurations that can be switched to at a moment’s notice should the need arise. Additionally, we have built more secondary support into our redundancy systems, effectively creating a layer of redundancy more than 4 layers deep. We know there are only two kinds of people in the world – those that have experienced data disasters and those what will one day. FileGenius is prepared.

Finally, Common Sense Security

We recognize the need to practice good, old common sense with security. Don’t throw down tempting challenges to an element we all know exists on the Internet just because you think you’re secure, or worse, willfully put your customers’ files at risk just to enhance your own visibility on the web. File transfer sites are big hacker targets and we know this. To avoid security problems for our customers we knew we had to come up with a different business model. That meant two things, not using our own domain, filegenius.com, in the address of your file transfer sites, and completely divorcing our marketing, at FileGenius.com, from your file transfer sites.

The base domain used in your address is chosen because it indicates function in the classic intra-/extranet sense. It also insures that your brand is promoted, not ours as no mention of FileGenius, anywhere on your site, is all part of our white-label policy to insure your brand and identity is the only one your customers and associates see when they use your site. And, most importantly, it is the type of address that allows us to hide it from everyone but those you expressly invite to use the site.

First rule of security is you can’t break into what you can’t find. Any hacker who’s been around will tell you that 80% of the battle is LOCATING what it is you want to hack. To see how easy it is to find some file transfer sites use a URL Explorer or Site Explorer (Yahoo) and type in any of our competitors’ primary or base domain and up will come hundreds of their customers’ dropboxes, sites, and their private logins with transfer menus, etc. Same goes for almost everyone else in this business. And it doesn’t stop with just the links to the customers’ private sites. There are often hundreds, even thousands, of “inlinks”, incidental links from blogs and other websites that could lead directly to a customer’s site.

But type in your FileGenius base domain at one of these URL Explorers. Nothing comes up, nothing cached, zero inlinks. It’s designed to be this way, for your ultimate security. The key is we’ve hidden your site address, and, to a great extent, even the base domain.

No matter how secure the others' sites may be in a technical context, if they advertise where their customers' sites are, this is equal to issuing a challenge very few hackers can resist.

So why do these other file transfer providers do this? They know what incredible security risks this represents, so why not just do what we do, and hide your site from all but those you expressly invite?

Because, and here's the dirty little secret, it's an integral part of their marketing effort. Publishing their customers' private sites by refusing to implement this no-cost, common sense aspect of security on the web bolsters their search engine rankings, so much that one company has catapulted themselves to #1 on Google (without paying for the position!) and other search engines by making their customers' sites and even their private transfer session pages available via search engines. With one file transfer provider you can actually download their customers' files if you find the right session pages, accessible from Google's results pages and other search engines.

At FileGenius we respect our customers' privacy as well as the sanctity and value of their data. We don't just say we do, we do it.

(Professionals/attorneys, ask for our signed Reasonable Care Statement)

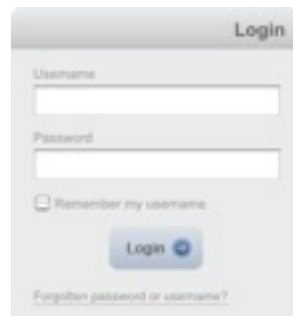
You can download our privacy and security statements on the web at www.filegenius.com.

User Quick Start Guide



Login

After the site administrator creates your account, you will receive an email with your username and temporary password. Go to the web address indicated in the email and log in with your username and temporary password. You will then see a screen that will allow you to create your own password.



Create Folders*

Click the **Create Folder** button and type in the name for your folder (using letters, numbers and underscores only).



Upload/Send Files*

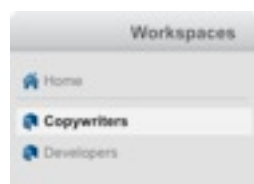
First, navigate to the folder you wish to upload the file to.

- Click the **Upload/Send Files** button.
- Click the **Browse** button and select the file you wish to upload.
- If you wish to add a comment or a file ID, add more files, or send the file(s) to someone else, click the appropriate links.
- When ready, click **Upload Files** (or **Cancel**).
- **CAUTION:** Don't close or quit your browser during transfer or your upload will be canceled.



Workspaces

If the site Administrator has assigned you to more than one Workspace, they will appear under the **Workspaces** window on the left. To choose a workspace (when first logging in) or to change the Workspace you're in, simply click the name in the window.



Navigation

- To navigate into folders, simply click the folder name.

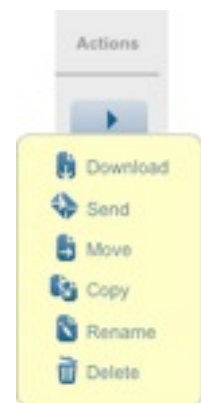
Location: Home → Designers → Annual_Report_Assets

- To navigate back up, click on the appropriate folder name in the **Location** path.

Actions Menu*

First click the blue arrow next to the file name under the Actions column.

- To Download a file, click the **Download** icon (you can also simply click the file name itself).
- To send a file to someone, click the **Send** icon and enter the person's email.
- Click **Move** or **Copy** and then choose a destination for the file to be moved or copied to.
- **Rename** allows you change the file name.
- To delete a file, click **Delete**.



Files/Search

To search for a particular file (or group of files), click the **Search** icon, enter the search criteria in one or more fields, and click **Begin Search**. The search window will disappear and your results will be shown. To return to your files and folders, click the **Files** button.



Help/Logout

If you require additional help in using the Online File Exchange, click the **Help** button. There you can read the Frequently Asked Questions or get contact information for asking questions or requesting more help.

When finished using the system, always click the **Logout** button to prevent anyone else from accessing your site from your computer without your knowledge.



Admin Quick Start Guide



Login

After signing up, you will receive an email with your username and temporary password. Go to the web address indicated in the email and log in with your username and temporary password. You will then see a screen that will allow you to create your own password.

Control Panel



The following items can be found in the **Control Panel** area (only available to Administrators):

Add New Workspace

The first thing you should do is create a workspace (you will need to do this before adding any user who isn't an administrator). Go to **Workspaces** in the left menu, then click the **Add New Workspace** button and type in the name of the workspace you wish to create. Then click **Add Workspace**.



Add New User

- To add a user, go to **Users** in the left menu, then click the **Add New User** button and fill in the required info.
- Under **"Permissions"**, assign the user the specific permissions you wish them to have.
- Under **"Add User to Workspaces"** choose the workspace(s) you want the user to belong to (not available if you've selected the user to be an administrator).
- Then click **Add User** (or **Cancel**).



Upload Notification

If you wish certain users to receive an email each time a file is uploaded to a workspace they belong to, go to **Users** in the left menu and click the **Yes** button next to "Upload notification".



Branding the Site

- To add your company's logo to the site, first go to **Account Management** in the left menu and click **Edit** next to "Site Customization Information".
- Create your logo to the proper size and format as listed below "Organization Logo".
- Click the **Browse** button and select your logo.
- Then click **Update Account Info** (or **Cancel**).


Files



The following items can be found in the **Files** area:

File/Folder View and File Only View

Files can be viewed two different ways.



- The **File/Folder View** lists files and folders in their hierarchical order, just like on your desktop computer.
- The **File Only View** lists all files regardless of folder structure (and no folders appear in this view). Clicking **"View file location"** will take you to that file in the File/Folder View.

Search / Help / Logout

See explanations for these functions in the **User Quick Start Guide**, page 1.



Corporate Profile

Combining unmatched talents and over 50 years of hands-on experience, Applied Answers, Inc. develops business solutions that help companies work better, improve organizational efficiency, and enhance the quality of the working environment.

Founded by Keith Bumgarner, Scott Wertime, and Steve Bumgarner, Applied Answers was built on the concept of providing their customers the same type of products and services they themselves were looking for: solid, reliable solutions that can be up and running quickly, are supported by smart, helpful people, and provide tremendous value.

When they first began to collaborate, Keith, Scott, and Steve surveyed their talent pool, seeing they had extensive experience in:

- Non-impact digital printing
- Systems design, engineering, and integration
- Graphic and interactive design
- Print and digital publishing
- Database design and development
- Web site development, including proprietary coding for high-volume, interactive financial entities as well as high-traffic, key industry intranets and public web sites

They realized leveraging these diverse talents would allow them to approach problems from different perspectives and develop solutions that were not only technically superior, but also intuitive and user-friendly.

They began by focusing on a handful of key clients, developing efficient and cost-effective proprietary solutions for their specialized needs. But after years of satisfying a select few, they decided to turn their efforts toward business-building solutions for entire industries, focusing on highly-leveraged web applications. This led to the creation of FileGenius, Applied Answers' solution to the problem of transferring and managing large files. For more information, please visit www.filegenius.com.

Keith Bumgarner

Keith has more than 30 years of engineering, product development, and marketing experience in technology, all heavily influencing the development vision of FileGenius. A hallmark of his career has been to successfully match the needs of people with cost-effective, productive, and creative technology solutions. Throughout his career, Keith has repeatedly delivered solutions to organizations that pay for themselves many times over, always enhancing the bottom line and work experience for his clients. In his career he has worked with Xerox, Fuji, Sharp, 3M, Siemens, Harris, Kodak, AT&T, and other notable organizations to provide intelligent, productive, and creative ways to generate success through well-crafted technology. His belief that his own success can only be measured by the success of his clients is evident in every aspect of FileGenius, including customer service and support.

Scott Wertime

Scott Wertime, with nearly 20 years experience in graphic communications and digital media, brings unique and practical influences to FileGenius that are front and center in every aspect of the product. Scott has honed these considerable skills over the years, developing successful and effective communications and electronic media tools for Qwest Communications, the Centers for Disease Control and Prevention (CDC), Mead Paper, Coca-Cola, and Cox Communications. His hands-on success at finding the perfect communication vehicle for his clients' needs has prepared him to deliver his best work yet, FileGenius. Working every detail to communicate the inherent and overriding productive personality of FileGenius, Scott's contribution has become vital to our shared goal of propelling FileGenius to the forefront of web-based file transfer solutions.

Steve Bumgarner

Steve, armed with a Computer Science degree from a prominent northeastern university, has embraced the real-world challenges of developing efficient and successful web-based, front-end marketing tools for international leaders in the fields of technology, healthcare, financial services, media & entertainment, and telecommunications. Motivated by a strict "best practices" regimen, Steve applies an increasingly expansive skill-set to all projects. This includes the significant achievement of leading the front-end to back-end integration of the marketing and site conversion of Ameritrade.com to TD Ameritrade.com, following the 2006 merger of the two financial giants. Now devoting his considerable resources to FileGenius, the evidence is there for all to experience. Approaching his second decade in technology, Steve's rich experiences gained while successfully developing the web presence of highly visible, demanding organizations plays an indispensable role in the ongoing evolution of FileGenius.

FileGenius™ Version 2.0 Released Today

Atlanta, GA — September 29, 2008 — Applied Answers, Inc. today released FileGenius™ version 2.0, a feature-level upgrade to the affordable, business-grade web-based file transfer and exchange solution. FileGenius™ was initially released on February 19, 2008. More upgrades will be released before the end of 2008, according to Diane Miller, media liaison for Applied Answers, Inc. All upgrades are applied instantly and automatically to all users of FileGenius™, with no increase in their monthly or annual contract fees.

Although FileGenius™ already distinguishes itself by offering the industry's broadest range of web-based file transfer and management features, it is moving rapidly forward with its well-conceived and long-term development plan, in a quest to fully honor its promise to be a one-stop, cost-effective solution for all of the file transfer and exchange needs of small and large organizations alike.

Keith Bumgarner, founder of Applied Answers, Inc., announced the release, "Coupled with our own vision of what FileGenius should be, we've listened to our customers and users to create a file transfer solution that is, all at once, extremely easy to use, powerful, and highly secure." Additional version 2 phase releases are slated for October, early November, and year end. They include a well-integrated Move - Copy - Rename feature, as well as powerful batch versions of their current file actions. By early 2009, Mr. Bumgarner expects that full audit features, as well as a full set of direct send features, will be available, making FileGenius one of the most powerful and flexible file transfer solutions. In 2009, Adobe's AIR™ technology will be integrated with FileGenius, beginning to blur the lines between desktop applications and RIAs (Rich Web Applications) like FileGenius.

New features include the ability to selectively join a user to multiple workspaces, unlimited file annotations, more ways to view and locate files, and many ergonomic improvements to both the File View and Control Panel management sections. Mike Walton, a FileGenius beta tester with more than 25 years of UNIX software development with AT&T and BellSouth, remarked about the new version, "I like the way it works, it looks very good. All the functionality promised is in the new version, and on time — a rarity in the software world. I could find no problems (in the beta testing)."

For a free trial or more information on FileGenius™, visit www.filegenius.com.

About Applied Answers, Inc.

Combining unmatched talents and decades of hands-on experience, Applied Answers, Inc. develops solutions exclusively to improve organizational efficiency while enhancing the quality of the working environment. For more information, visit www.appliedanswers.com.

Features Guide, Version 2.0: http://www.filegenius.com/pdf/marketingFileGenius_Features_Guide.pdf

###



Contact Info



Internet

www.filegenius.com

Phone

+1.888.753.2245, Voice

+1.404.581.5048, Fax

Mailing Address

4850 Golden Pkwy., Ste. 408

Buford, Georgia 30518

Email

inquiries@appliedanswers.com

sales@appliedanswers.com

custservice@appliedanswers.com

support@appliedanswers.com

Primary Contact

Keith Bumgarner

fkf@appliedanswers.com

+1.888.753.2245, ext. 706